



Description:

18 AWG stranded (16x30) TC conductors, polyethylene insulation, twisted pair, overall Beldfoil® shield (100% coverage), 20 AWG stranded TC drain wire, PVC jacket.

Physical Characteristics (Overall)

Conductor

AWG:

# Pairs	AWG	Stranding	Conductor Material
1	18	16x30	TC - Tinned Copper

Insulation

Insulation Material:

Insulation Material	Wall Thickness (in.)
PE - Polyethylene	.019

Outer Shield

Outer Shield Material:

Outer Shield Trade Name	Type	Outer Shield Material	Coverage (%)
Beldfoil®	Tape	Aluminum Foil-Polyester Tape	100

Outer Shield Drain Wire AWG:

AWG	Stranding	Drain Wire	Conductor Material
20	Stranded	TC	Tinned Copper

Outer Jacket

Outer Jacket Material:

Outer Jacket Material	Nom. Wall Thickness (in.)
PVC - Polyvinyl Chloride	.030

Overall Cabling

Overall Nominal Diameter: 0.230 in.

Pair

Pair Color Code Chart:

Number	Color
1	Black & Clear

Pair Lay Length & Direction:

Lay Length (in.)	Twists/ft. (twist/ft)
1.500	8.000

Mechanical Characteristics (Overall)

Operating Temperature Range:	-20°C To +60°C
UL Temperature Rating:	60°C (UL AWM Style 2092)
Bulk Cable Weight:	34.200 lbs/1000 ft.
Max. Recommended Pulling Tension:	70 lbs.
Min. Bend Radius (Install)/Minor Axis:	2.250 in.

Applicable Specifications and Agency Compliance (Overall)

Applicable Standards & Environmental Programs

NEC/(UL) Specification:	CM
CEC/C(UL) Specification:	CM
AWM Specification:	UL Style 2092 (300 V 60°C)
EU CE Mark:	Yes
EU Directive 2000/53/EC (ELV):	Yes
EU Directive 2002/95/EC (RoHS):	Yes
EU RoHS Compliance Date (mm/dd/yyyy):	01/01/2004
EU Directive 2002/96/EC (WEEE):	Yes
EU Directive 2003/11/EC (BFR):	Yes
CA Prop 65 (CJ for Wire & Cable):	Yes
MII Order #39 (China RoHS):	Yes

Flame Test

UL Flame Test:	UL1685 UL Loading
----------------	-------------------

Plenum/Non-Plenum

Plenum (Y/N):	No
---------------	----

Electrical Characteristics (Overall)

Nom. Characteristic Impedance:

Impedance (Ohm)
57

Nom. Inductance:

Inductance (µH/ft)
.18

Nom. Capacitance Conductor to Conductor:

Capacitance (pF/ft)
29.8

Nom. Capacitance Cond. to Other Conductor & Shield:

Capacitance (pF/ft)
44

Nom. Conductor DC Resistance:

DCR @ 20°C (Ohm/1000 ft)
6.5

Max. Operating Voltage - UL:

Voltage
300 V RMS (UL AWM Style 2092)

Max. Recommended Current:

Current
5.2 Amps per conductor @ 25°C

Notes (Overall)

Notes: The jacket and shield are bonded so both can be removed on automatic stripping equipment. Drain wire is on the inside of foil shield.

Put Ups and Colors:

Item #	Putup	Ship Weight	Color	Notes	Item Desc
9460 060U1000	1,000 FT	36.000 LB	CHROME		1 PR #18 LDPE FS PVC
9460 060U500	500 FT	18.500 LB	CHROME		1 PR #18 LDPE FS PVC

Overall Beldfoil® Shield


Audio, Control and Instrumentation Cables

Plenum-Rated and Non-Plenum

Description	Part No.	UL NEC/ C(UL) CEC Type	No. of Pairs	Color Code	Standard Lengths		Standard Unit Weight		Insulation Thickness		Jacket Thickness		Nominal OD		Nominal Capacitance			
					Ft.	m	Lbs.	kg	Inch	mm	Inch	mm	Inch	mm	* pF/ Ft.	* pF/ m	** pF/ Ft.	** pF/ m

20 AWG Stranded (7x28) TC Conductors • Twisted Pair • Overall Beldfoil Shield (100% Coverage) • 20 AWG Stranded TC Drain Wire (cont.)

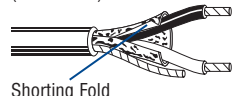
PVC Insulation • Beige PVC Jacket

UL AWM Style 2464 (300V 80°C)  Z-Fold®	9154	NEC:	1	Black, Red	U-500	U-152.4	11.5	5.2	.014	.36	.031	.79	.198	5.03	60	197	100	328			
		CMG			500	152.4	12.0	5.5													
		CEC:			U-1000	U-304.8	22.0	10.0													
		CMG FT4			1000	304.8	23.0	10.5													


9154 has 22 AWG stranded tinned copper drain wire.

18 AWG Stranded (16x30) TC Conductors • Twisted Pair • Overall Beldfoil Shield (100% Coverage) • 20 AWG Stranded TC Drain Wire

Polyethylene Insulation • Chrome PVC Jacket

UL AWM Style 2092 (300V 60°C)  Shorting Fold	8760	NEC:	1	Black, Clear	250	76.2	6.8	3.1	.019	.48	.028	.71	.222	5.64	24	79	44	144				
		CM			U-500	U-152.4	13.5	6.1														
		CEC:			500	152.4	13.0	5.9														
		CM			U-1000	U-304.8	25.0	11.3														
					1000	304.8	26.0	11.8														
					2000	609.6	50.0	22.7														

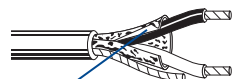
For Plenum versions of 8760, see 88760, 87760 or 82760.

 Shorting Fold	9460	NEC:	1	Black, Clear	U-500	U-152.4	18.5	8.4	.019	.48	.030	.76	.230	5.84	24	79	44	144
		CM			U-1000	U-304.8	36.0	16.4										


The jacket and shield are bonded so both can be removed on automatic stripping equipment. Drain wire is on the inside of foil shield.

18 AWG Stranded (19x30) TC Conductors • Twisted Pair • Overall Beldfoil Shield (100% Coverage) • 20 AWG Stranded TC Drain Wire


Plenum • FEP Insulation • Red FEP Jacket

300V RMS  Z-Fold®	88760	NEC:	1	Black, Red	100	30.5	3.7	1.7	.007	.18	.014	.36	.150	3.81	51	167	97	318			
		CMP			U-500	U-152.4	12.5	5.7													
		CEC:			500†	152.4	11.0	5.0													
		CMP FT6			U-1000	U-304.8	24.0	10.9													

Plenum • FEP Insulation • Red Fluorocopolymer Jacket

300V RMS  Z-Fold®	87760	NEC:	1	Black, Red	U-500	U-152.4	12.5	5.7	.007	.18	.014	.36	.150	3.81	51	167	97	318		
		CMP			500†	152.4	10.5	4.8												
		CEC:			1000†	304.8	21.0	9.5												

Plenum • FEP Insulation • Natural Flamarrest® Jacket

300V RMS  Z-Fold®	82760	NEC:	1	Black, Red	U-500†	U-152.4	12.0	5.4	.007	.18	.014	.36	.150	3.81	51	167	97	318		
		CMP			U-1000†	U-304.8	22.0	10.0												
		CEC:			1000†	304.8	21.0	9.5												

TC = Tinned Copper

*Capacitance between conductors.

**Capacitance between one conductor and other conductors connected to shield.

†Spools and/or UnReel® cartons are one piece, but length may vary ±10% for spools and ±5% for UnReel from length shown.